

Year 1 Unit 3: JUDAISM Week 1
Title: The Old Testament: Joseph the Dreamer

Learning Intentions:

AT1: To know that Joseph had dreams from God.

AT2: To think about my dreams for the future.

Assessment:

AT1 L1: I can recall aspects of the story of Joseph.

AT1 L2: I can retell the story of Joseph.

AT2 L1: I can talk about my hopes and dreams for my future.

AT2 L2: I can respond sensitively to other people's hopes and dreams.

Key Words:

Jacob

Joseph

Reuben

Testament = (covenant/promise
between God and His people)

Resources:

Bibles – a good range including *The Lion Storyteller Bible*
or *The Big Bible Storybook* or *The Big Picture Story Bible*
or other suitable versions for children

Key passage: Genesis 37:1-11

<http://www.topmarks.co.uk/judaism/joseph/joseph2.htm>

Animated online story

Sequencing cards activity – printed and laminated into sets

NB: This lesson could be taught over 2 weeks, depending on the length of the term(s).

Activities:

- Read the story of Joseph the Dreamer, particularly the key passage. The story of Joseph is a huge part of the book of Genesis (chapters 37-50), and you may be able to read different versions and different parts of the story at other times and display them so they are available for pupils to look at in the classroom. Use the animated online version or watch a video of the story to enhance learning. (AT1)

- Laminate the sequencing cards and pupils can order the cards and recall/re-tell the story of Joseph. Able pupils may be able to add speech bubbles to the cards to denote speech and action. (AT1)
- Joseph was a dreamer. He had dreams from God about what would happen in the future. What dreams do pupils have for their future? Encourage pupils to think about what they would like to be when they grow up and what jobs they would like to do. Pupils could illustrate their dreams for the future and display them. (AT2)

Joseph had 11 brothers.
He was given a beautiful coat by his father, Jacob.



Joseph was a dreamer.
He dreamt that his brothers' corn bowed down to his corn.



Joseph's brothers were angry and sold him to be a slave in Egypt.



Then Joseph dreamt the sun, moon and eleven stars bowed down to his star.



Joseph helped Pharaoh to understand his dreams. Joseph had a very important job in Egypt.



Joseph wondered if his brothers had changed. Were they still mean and jealous?




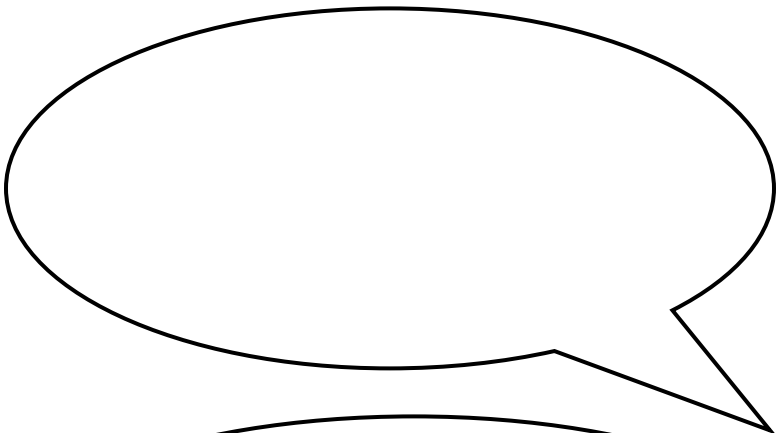



Joseph's brothers were hungry so they came to Egypt. They did not recognise Joseph. They bowed down to ask him for food.



Joseph told his brothers who he was and they were reunited. Jacob came to Egypt to meet them all.





Year 1 Unit 3: JUDAISM

Week 2

Title: The Old Testament: Moses and the Ten Commandments

Learning Intentions:

AT1: To know that Moses led God's people and gave them God's Laws.

AT2: To think about the laws and rules we have in our classroom.

Assessment:

AT1 L1: I can recall some of God's rules.

AT1 L2: I can also tell the story of how God gave them to his people.

AT2 L1: I can talk about our classroom rules.

AT2 L2: I can say which of our classroom rules I think are important.

Key Words:

Bible

Exodus

Moses

Ten Commandments

Resources:

Bibles – a good range including *The Lion Storyteller Bible* or *The Big Bible Storybook* or *The Big Picture Story Bible* or other suitable versions for children

Key passage: Exodus 19:16 – 20:21

<http://bibleforchildren.org/languages/english/stories.php>

'Forty Years' tells the story of God's people led by Moses and the 10 Commandments.

<http://www.topmarks.co.uk/judaism/moses/moses14.htm>

For KS1 – covers the whole of Moses' life.

'The Ten Commandments for Children' by Lois Rock
(pub. Lion 1999 ISBN: 0 7459 3970 8)

NB: Pupils will have read the story of Moses, the baby in the bulrushes, in Reception. The Old Testament book of Exodus follows Moses' story including the burning bush, the 10 plagues and the Hebrew slaves' escape from Egypt by crossing the Red Sea. God gives Moses the 10 Commandments during the 40 years of exile in the wilderness before they settle in Israel, the Promised Land. Try to read these stories at other times and display them so they are available for pupils to look at in the classroom.

Activities:

- Read the story of Moses and the 10 Commandments from a children's Bible and/or follow the animated story of God's people led by Moses in the link above (some of the vocabulary is KS2). Focus on each of the 10 Commandments and explain they were God's rules for God's People. (AT1)
- Read each commandment and write out God's 10 rules with pupils using their own words and accessible language. Talk about rules and how they protect and guide people and help them to behave in the right way towards God and one another. (AT1)
- What rules do we have in our classroom? Why do we need rules? Which rule is the most important? Pupils can use drama and act out different rules or create a charter of important class rules. (AT2)

Year 1 Unit 3: JUDAISM

Week 3

Title: The Old Testament: Gideon – the brave

Learning Intentions:

AT1: To know that, although Gideon was scared, he was obedient to God.

AT2: To think about when I have been brave and done the right thing.

Assessment:

AT1 L1: I can recall the story of Gideon.

AT1 L2: I can retell the story of Gideon and say what was special about him.

AT2 L1: I can talk about a time when I have been brave.

AT2 L2: I can respond sensitively to other people's experiences of being brave.

Key Words:

Gideon

Israel

Midianites

Resources:

Bibles – a good range including *The Lion Storyteller Bible* or *The Big Bible Storybook* or *The Big Picture Story Bible* or other suitable versions for children

Key passage: Judges 7:1-22 and 6:15 (more about Gideon in Judges ch. 6-8)

<http://bibleforchildren.org/languages/english/stories.php>

Gideon's Little Army – animated story version

Activities:

- Encourage pupils to share a time when they have had to be really brave. What or who helped them to be brave? What did they think about? How did they feel? Perhaps they can describe a time when they have had to do the right thing or stand up for themselves or another and they felt anxious about it. (AT2)
- Read the story of Gideon in Judges 6:15 and 7:1-22 from *The Lion Storyteller Bible* or *The Big Bible Storybook* or another suitable version. Discuss the story to ensure understanding. Talk about how Gideon must have felt when God asked him to fight the Midianites, even though he was the youngest in his family (6:15). How did he feel when God said he only needed a little army of 300 soldiers? (AT1)

- Pupils can cut out and paint torches, trumpets and large clay jars and make a display to tell this story. Pupils can use ICT to write out the words for each part of the story. Pupils could share this story in Collective Worship using musical instruments to make a loud noise with the rest of the school and talk about God helping Gideon not be afraid and to do the right thing for him. (ATI)

Year 1 Unit 3: JUDAISM Week 4
Title: The Old Testament: Ruth – faithful and loyal

Learning Intentions:

AT1: To know the story of Ruth and why she is special

AT2: To think about when I have needed help from a faithful family member (or friend).

Assessment:

AT1 L1: I can recall aspects of the story of Ruth and Naomi.

AT1 L2: I can retell the story of Ruth and Naomi.

AT2 L1: I can say what family faithfulness (or friendship) means to me.

Key Words:

faithful = true to one's word;
reliable; trusted

loyal = faithful

Naomi

Ruth

Resources:

Bibles – a good range including *The Lion Storyteller Bible* or *The Big Bible Storybook* or *The Big Picture Story Bible* or other suitable versions for children

Key passage: Ruth chapter 1

Beads, wool / embroidery silks for friendship bracelets

NB: The story of Ruth is very important in the Bible because her son, Obed, was grandfather to King David.

Activities:

- Read the story of Ruth and Naomi in Ruth chapter 1. Ruth would not leave Naomi, who was her husband's mother. Even when Ruth's husband died and Naomi grew old, Ruth stayed with her and God looked after them both. They went together back to Bethlehem where Ruth married Boaz and gave birth to their son, Obed. Ruth showed great faithfulness. Discuss with pupils what this word means. (AT1)
- Encourage pupils to think about family loyalty or faithfulness. Tell a story about someone making fun of your brother or sister or friend. How would you feel? What would you do? How would you show loyalty and faithfulness? (AT2)
- Pupils can illustrate these examples of family faithfulness and what it means to them. They could write a sentence underneath, beginning, 'I think that faithful friends/family are those who...' (AT2)

- Pupils could be shown how to make cut-outs of the figures in their families – all joined together when opened out. (AT2)
- Pupils could make ‘friendship bracelets’ for a member of their family from beads or plaited wool. They could give them with a message saying why their friendship is so important to them. (AT2)

Year 1 Unit 3: JUDAISM Week 5
Title: The Old Testament: Jonah the Moaner

Learning Intentions:

AT1: To know the story of Jonah and that Christians believe God is everywhere.

AT2: To think about when I have been disobedient.

Assessment:

AT1 L1: I can recall the story of Jonah.

AT1 L2: I can retell the story of Jonah and say what it helps Christians to remember.

AT2 L1: I can talk about when I have been disobedient.

AT2 L2: I can recognise that it was wrong to disobey.

Key Words:

disobedient

Jonah

obedient

Resources:

Bibles – a good range including *The Lion Storyteller Bible* or *The Big Bible Storybook* or *The Big Picture Story Bible* or other suitable versions for children

Key passage: Jonah ch. 1 & 2 (the story continues in ch. 3 & 4)

Book resource:

'Jonah the Moaner' Nick & Claire Page (pub. Authentic Media 2006 ISBN: 1 85610 235 9)

<http://bibleforchildren.org/languages/english/stories.php>

Jonah and the Big Fish

Whale-shape cut outs for prayer activity

Activities:

- Read the story of Jonah from a good children's Bible and / or use the animated version online. Discuss with pupils the reasons why Jonah was disobedient and ran away from God. Have pupils ever run away because they don't want to do something or because they have done the wrong thing? (AT1/2)

- Talk about what happened to Jonah in the belly of the big fish. Jonah prayed to God inside the big fish and God was with him, even in there. Christians believe God is never far away from them and they can never run away from God because he is everywhere. (AT1)
- Pupils can write prayers saying 'sorry' to God for their disobedience or wrongdoing or they could write a prayer asking God to be near them. They could write them on whale-shapes to help them remember the story of Jonah. (AT2)

